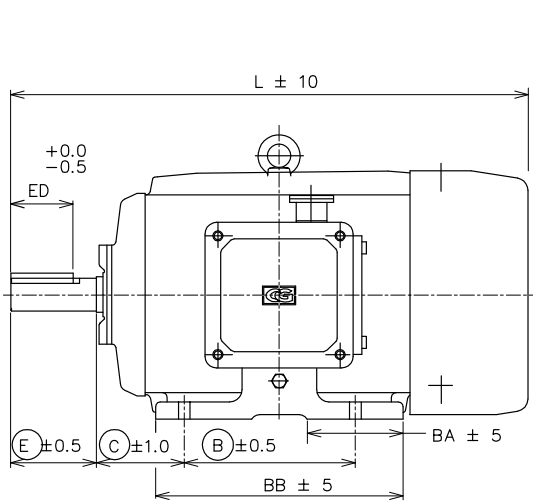
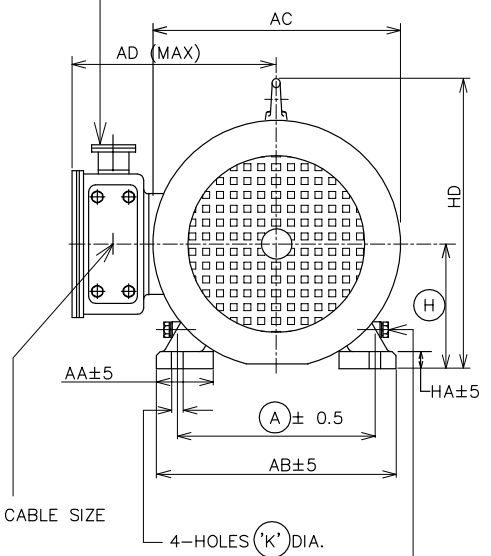


OUTLINE DIMENSION DRAWING FOR 3 PHASE SQUIRREL CAGE TEFC FOOT MOUNTED INDUCTION MOTORS



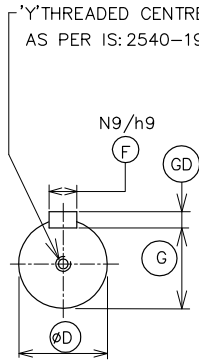
CABLE ENTRY PROVIDED AS PER CUSTOMER CABLE SIZE

AUX. TERM BOX FOR SPACE HEATER ONLY WHEN REQD.



EARTHING TERMINALS OF M8 FOR 160-225 FRAMES.

*Y THREADED CENTRE HOLES AS PER IS: 2540-1963



VIEW FROM DE SIDE.

RINGED DIMENSIONS ARE AS PER IS:1231
ALL DIMENSIONS ARE IN mm.

Frame	A	B	C	H	AA	AB	BA	BB	K	D	E	ED	F	GD	G	Y	AD	AC	L	HD	HA
ND160M	254	210	108	160.0 159.5	73	308	76	254	15.0 15.5	42.018 42.002	110	80	12.00 11.957	8.00 7.91	37.0 36.8	M16X32	325	318	605	376	22
ND160L	254	254	108	160.0 159.5	73	308	101	298	15.0 15.5	42.018 42.002	110	80	12.00 11.957	8.00 7.91	37.0 36.8	M16X32	325	318	650	376	22

CUSTOMER: -

kW: -

P.O.No.: -

FRAME: -

ENQ./IND.No.: -

RPM: -

CONSULTANT/CLIENT: -

M/C.No.: -

DRN.

CHD.

APPD.

**BROOK
CROMPTON**

DRG. No.

ND16050

4POLE

SR.No: 001

REV.No.0