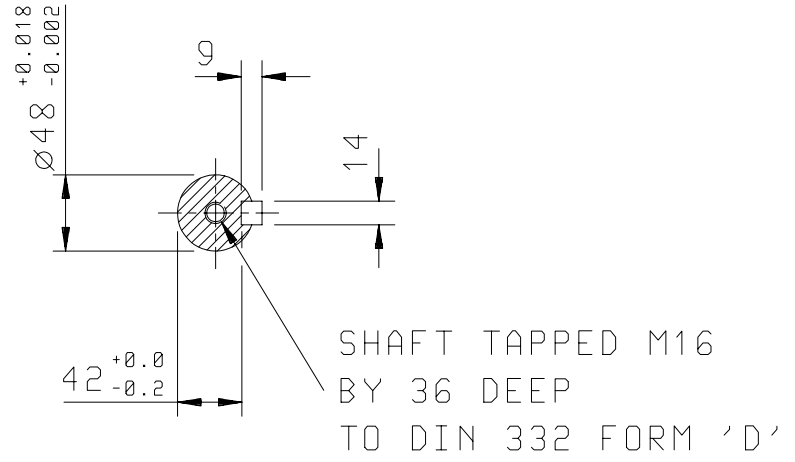


DRG. No. K19GF001/0
 DRG. REF.

CABLE ENTRY POSITION SHOWN IS FOR ILLUSTRATION ONLY, TERMINAL BOX CAN BE ROTATED THROUGH 90° INTERVALS.

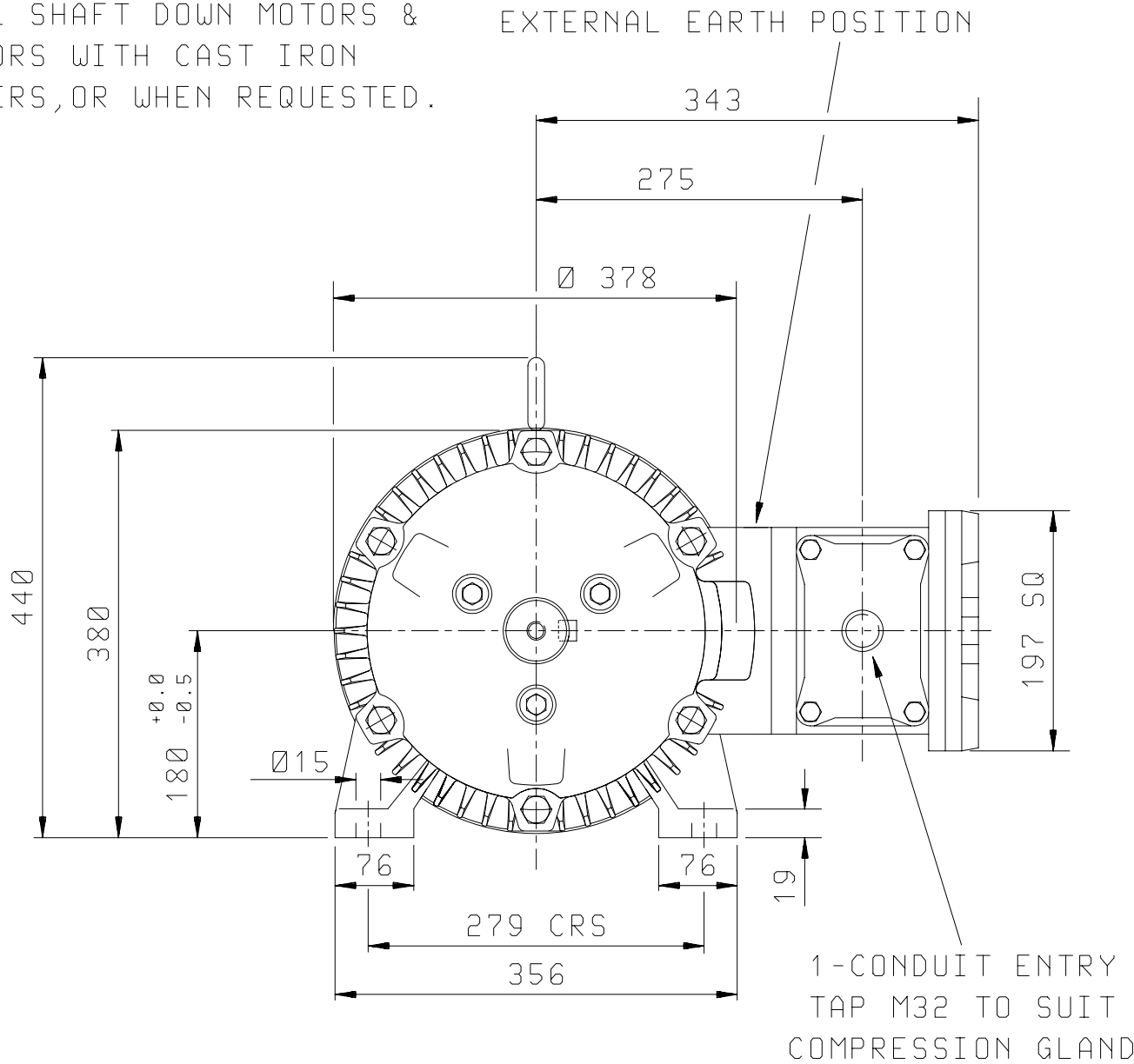
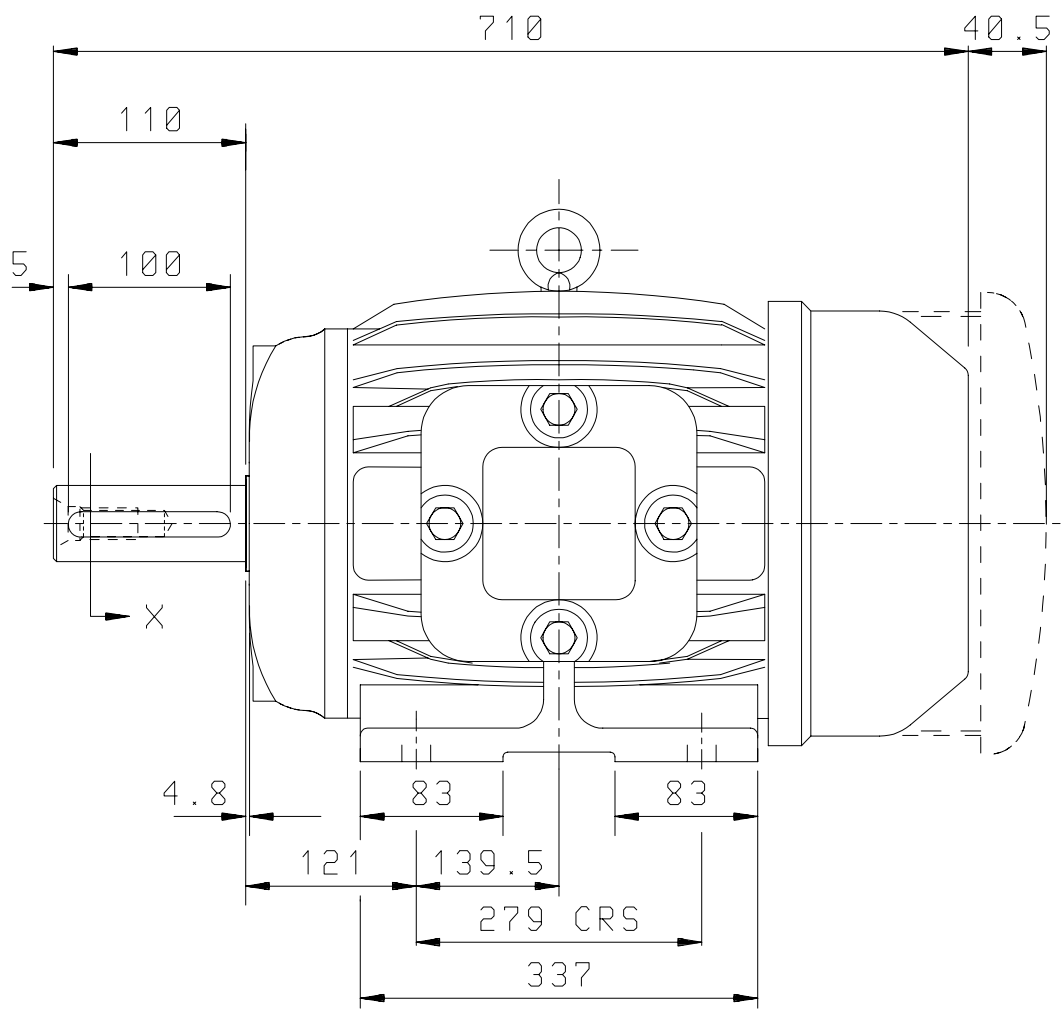
CUSTOMER		
ORDER No.		
PART No.		
OUR ORDER No.		
FRAME SIZE		
KW.	RPM.	
Hz	PHASE	
VOLTS	POLES	
BRGS.	DE.	NDE.
MOTOR NETT WT.	Kg.	
SPECIAL REMARKS		



SHAFT TAPPED M16
 BY 36 DEEP
 TO DIN 332 FORM 'D'

SECTION ON 'X'

DRIP-PROOF COWL FITTED ON ALL VERTICAL SHAFT DOWN MOTORS & ALL MOTORS WITH CAST IRON FAN COVERS, OR WHEN REQUESTED.



ALL DIMENSIONS IN MILLIMETRES.



FIRST ANGLE PROJECTION

BROOK CROMPTON

Huddersfield, HD1 3LJ
 ENGLAND

SHEET SIZE	TITLE
A3	OUTLINE DIMENSION DRAWING 'W' FLAMEPROOF TOTALLY ENCLOSED FAN COOLED EExd E180L FRAME FOOT MOUNTED MOTOR GROUPS IIA & IIB

	NAME	DATE
DRAWN	VLS	27-03-03
CHECKED	RR	27-03-03
SCALE	N.T.S	

DRG. No.	K19GF001/0		
DRG. REF.			
REVISION:		DATE	